

# Investor Conference

3/22/2022

Sysgration Ltd.  
(5309)

Investor Relationship: Angel Dai  
[sys5309@sysgration.com](mailto:sys5309@sysgration.com)  
+886(2)2790-0088

A photograph of two men in a laboratory or industrial setting. They are standing in front of a piece of equipment with a screen and various controls. The man on the right is gesturing towards the equipment. The image has a reddish tint.

# Outline

**01 Corporate Strategies** **Mark Lee**

**02 2021 Operation Highlights** **Sam Lee**

**03 Business Growth Drivers** **Sam Lee**

**04 Q&A**



Corporate  
Strategies



# Business Direction

## 車用工業電子應用 Automotive Solutions

## 能源儲能管理應用 Power and Energy Management



Tire Pressure Monitoring Systems

### 電動車 Electric Vehicle

1. TPMS CAGR >9%
2. Expected 6 million EVs in 2021
3. Bluetooth Patents

1  
EV

3  
ESS



Head-Mount AR Device

### 元宇宙/工業車聯網 Metaverse/IoV

1. Metaverse CAGR >70%
2. IoV CAGR >15%
3. IPC rugged design for harsh environment

2  
Metaverse

4  
LEOs



Industrial PC

### 儲能系統 Energy Storage System

1. ESS CAGR >45%
2. Global Power Shortage
3. Renewable Low Carbon Energy
4. 40-50 Patents



Li-Ion Based Energy Brick

### 低軌衛星 Low Earth Orbit Satellites

1. LEO CAGR >20%
2. LEO Satellite Communication
3. Millimeter Wave Transceiver
4. Datacenter Server Power



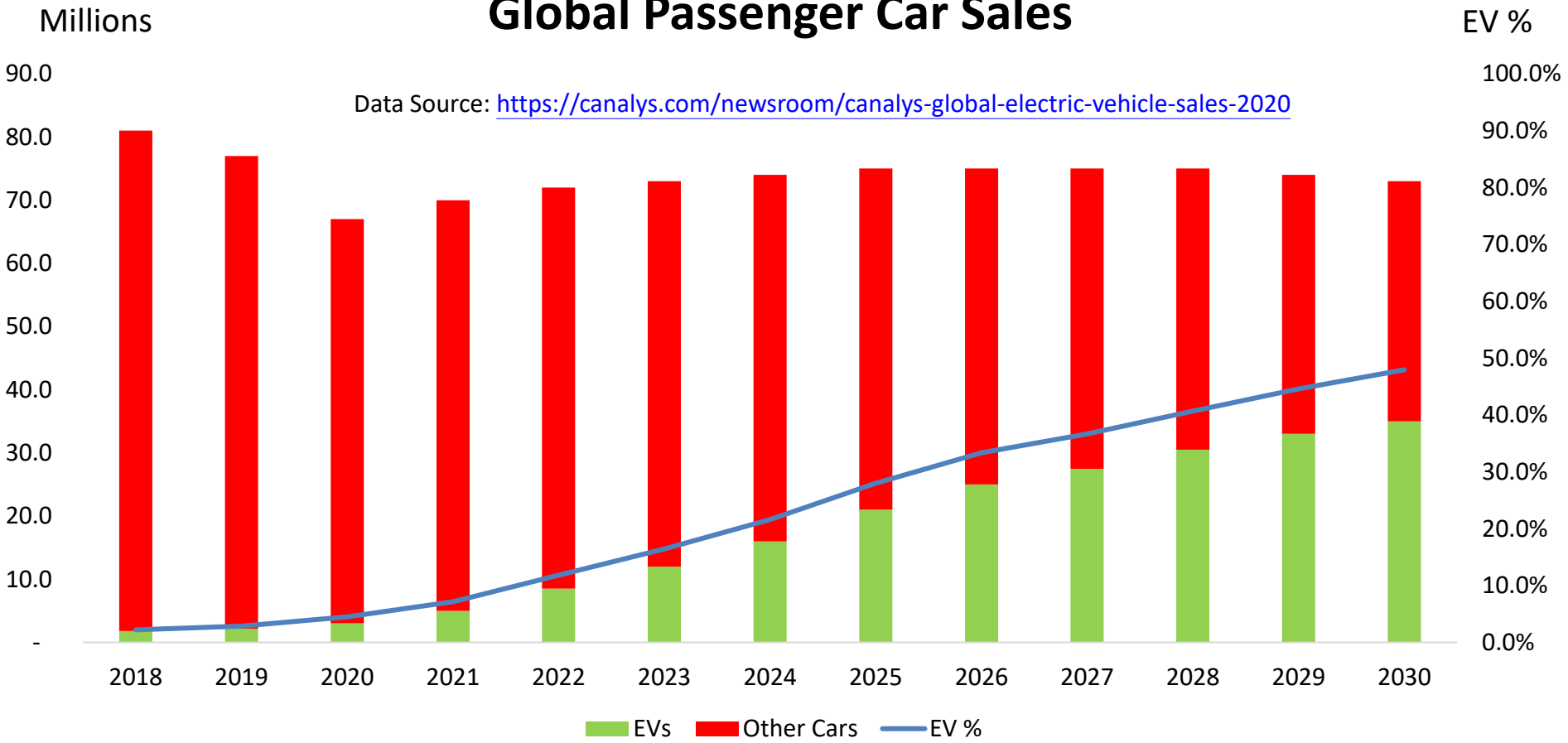
Satellite Communication



Datacenter Server Power (PSS+BBS)

## Global Passenger Car Sales

Data Source: <https://canalys.com/newsroom/canalys-global-electric-vehicle-sales-2020>






建設機械 **CAGR: 4.2%**  
Construction Equipment



強固車用電腦  
**Rugged Vehicle Terminal**



車身控制器  
**Body Control Module(BCM)  
Vehicle Gateway**



全地形車 **CAGR: 16.83%**  
Off Road ATV/UTV



強固平板  
**Mobile Device Terminal**



無線車用鏡頭  
**Vehicle Surveillance  
ADAS System**



精準農業 **CAGR: 13.1%**  
Agriculture Precision Farming

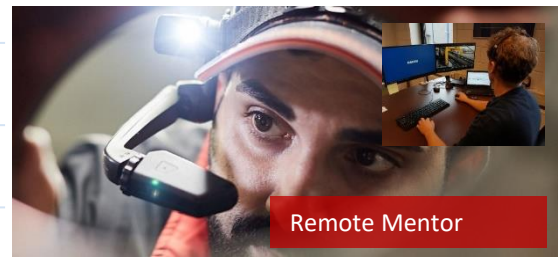
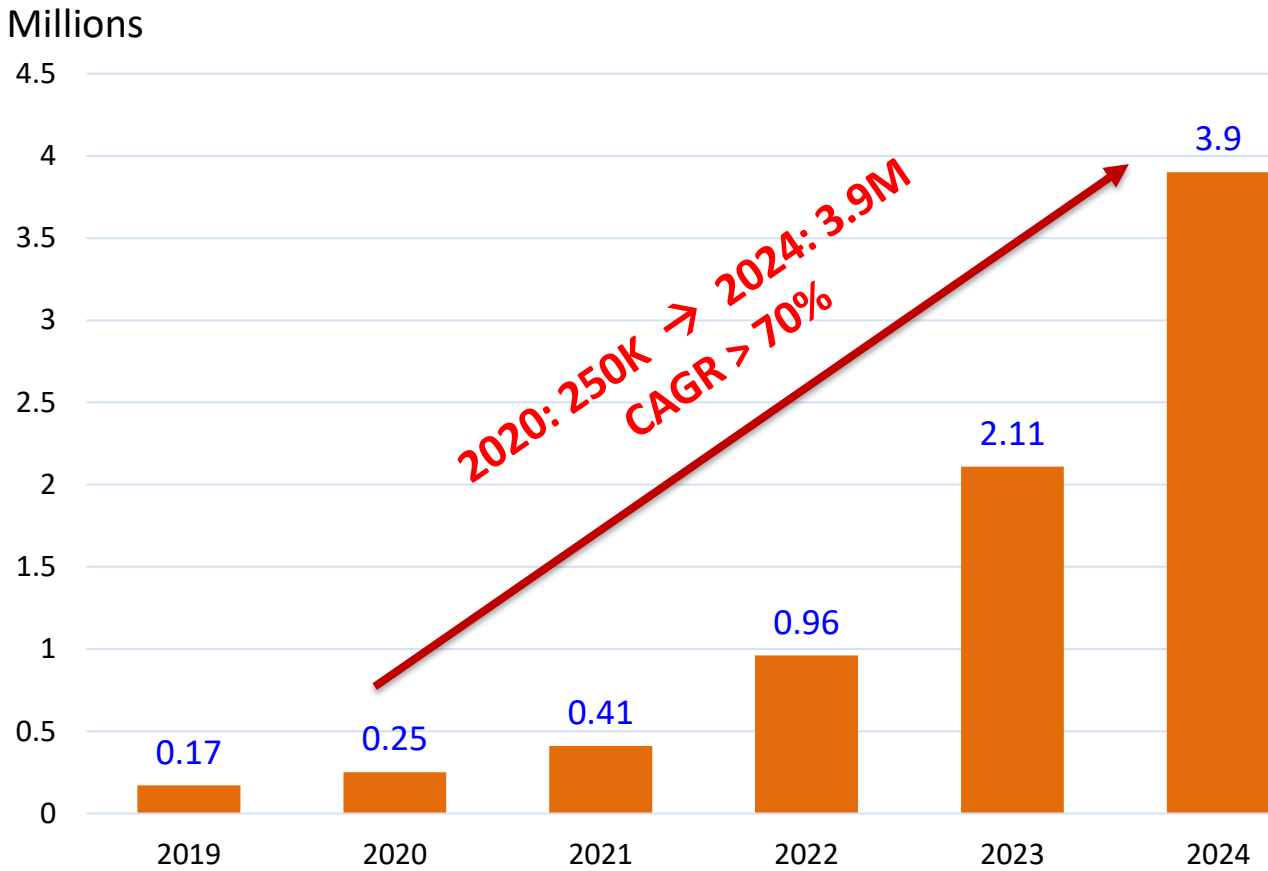


露營車 **CAGR: 10.3%**  
Recreation Vehicle



卡車/車隊管理 **CAGR: 15%**  
Truck/Long Haul Truck  
Fleet Management

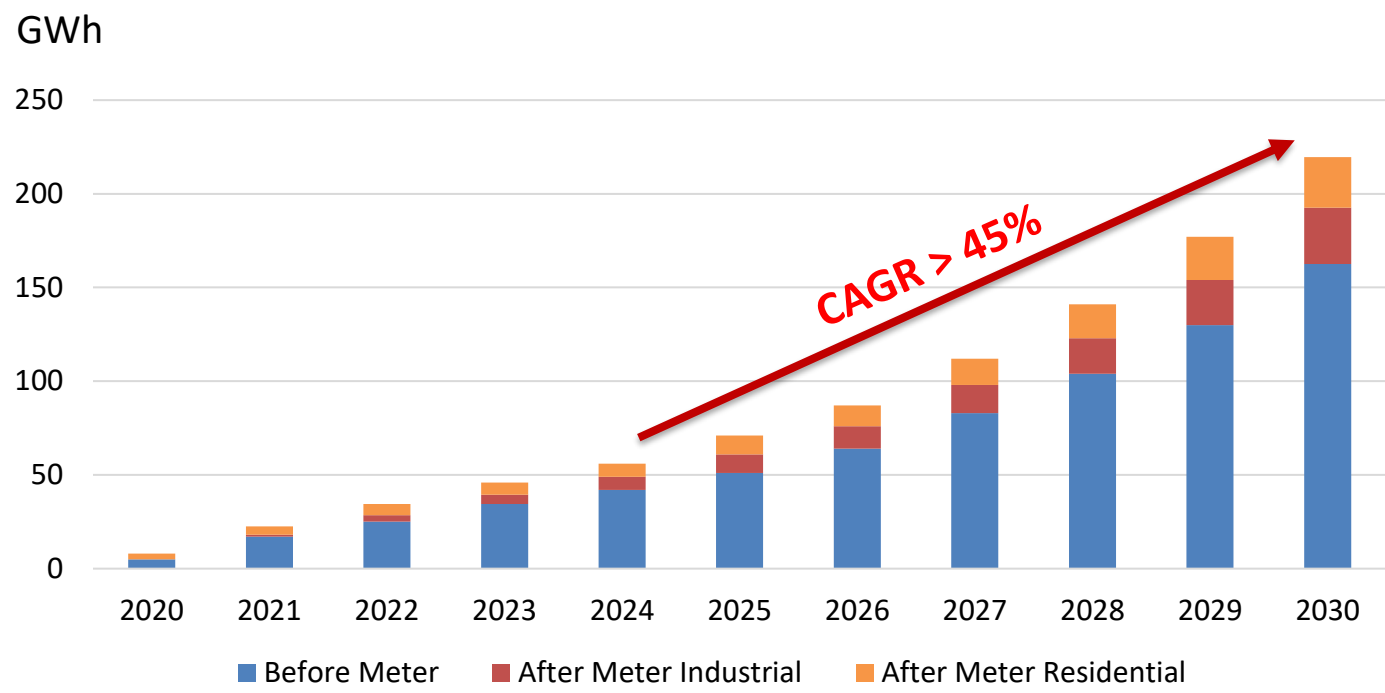
# Metaverse AR Devices Market



Source: Statista 2021



# Global Energy Storage Market



2020 → 2021 → 2025 → 2030  
 10GWh → 25GWh → 70GWh → 200GWh



不斷電系統  
UPS ESS



分散式儲能  
Distributed  
ESS

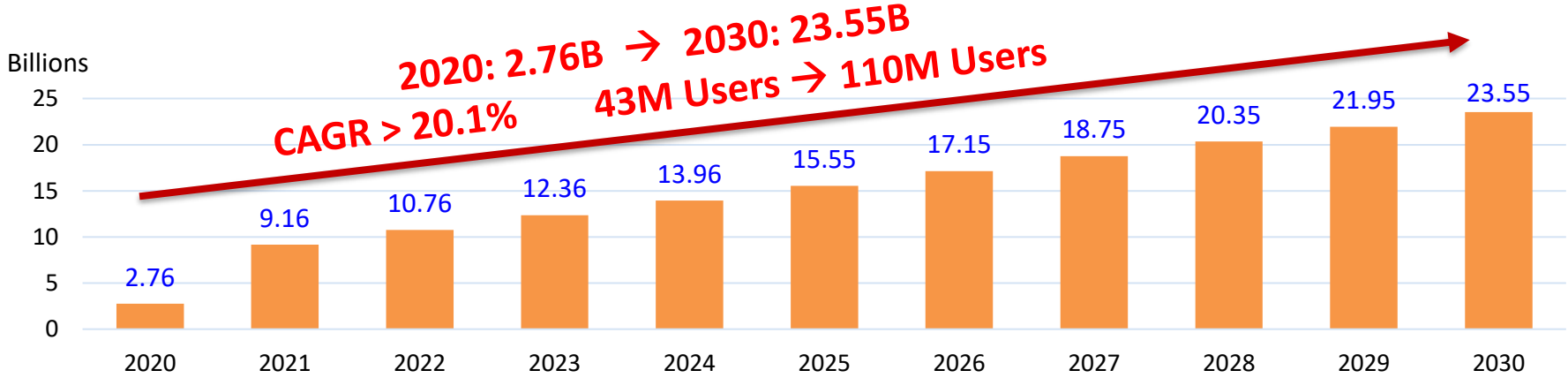


貨櫃式儲能  
Container ESS

Source: Statista InfoLink

# Low Earth Orbit Satellites Market

	SpaceX Starlink	OneWeb	Telesat Lightspeed	Amazon Project Kuiper
Launched	1,445	146	1	0
Planned	12,000 (FCC Approved) 30,000 (Pending)	2,000	1,600	3,236
Service Start	2020	2021	2023	2026
Orbit (Frequency)	560 km (Ku-band)	1,200 km (Ku-band)	1,000 km (Ka-band)	590-630 km (Ka-band)
Required Capital	\$10 billion	\$2.4 billion	\$5 billion	\$10 billion
Target Market	Consumer, Mobility	Government, Enterprise, Mobility	Government, Mobility	Consumer, Enterprise, Government



Source: Next Move Strategy & SpaceWatch.Global



2021  
Operation  
Highlights

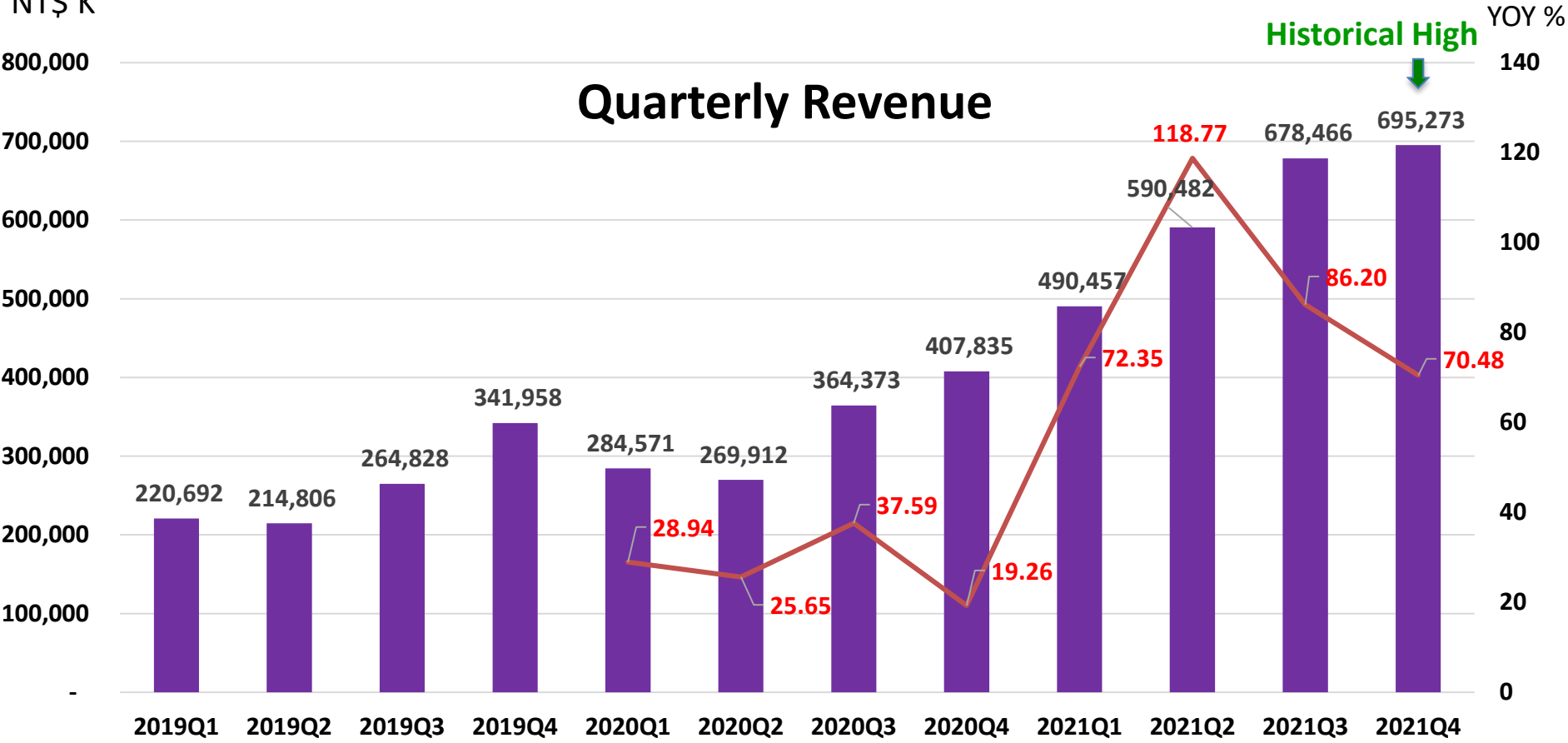
# 2021 Operation Result

in thousands of NTD except per share data	2021									
	2021Q1		2021Q2		2021Q3		2021Q4		Year 2021	
ITEM	Amount	%	Amount	%	Amount	%	Amount	%	Amount	%
Revenue	490,457	100.0	590,482	100.0	678,466	100.0	695,273	100.0	2,454,678	100.0
Cost of Goods Sold	402,973	82.2	486,481	82.4	551,402	81.3	525,297	75.6	1,966,153	80.1
Gross Profit	87,484	17.8	104,001	17.6	127,064	18.7	169,976	24.4	488,525	19.9
Operating Expenses	86,731	17.7	95,597	16.2	94,668	14.0	127,968	18.4	404,964	16.5
Operating Gain ( Loss )	753	0.2	8,404	1.4	32,396	4.8	42,008	6.0	83,561	3.4
Other Income/Expenses	9,851	2.0	(1,730)	(0.3)	2,780	0.4	885	0.1	11,786	0.5
Pretax Gain (Loss)	10,604	2.2	6,674	1.1	35,176	5.2	42,893	6.2	95,347	3.9
Gain (Loss) Attributable to Parent Company	9,717	2.0	6,679	1.1	33,845	5.0	45,106	6.5	95,347	3.9
Basic EPS (dollar/share)	0.06		0.04		0.22		0.29		0.62	

# Revenue

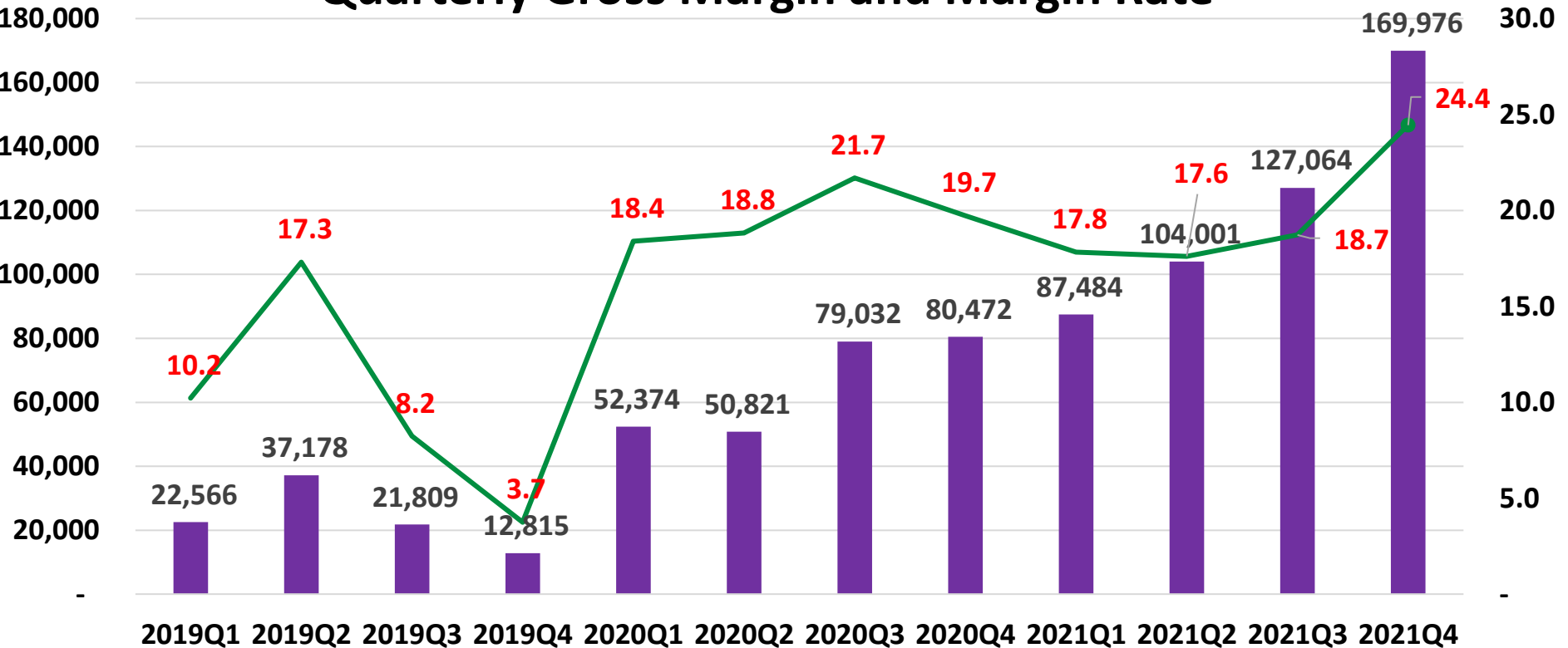
NT\$ K

## Quarterly Revenue



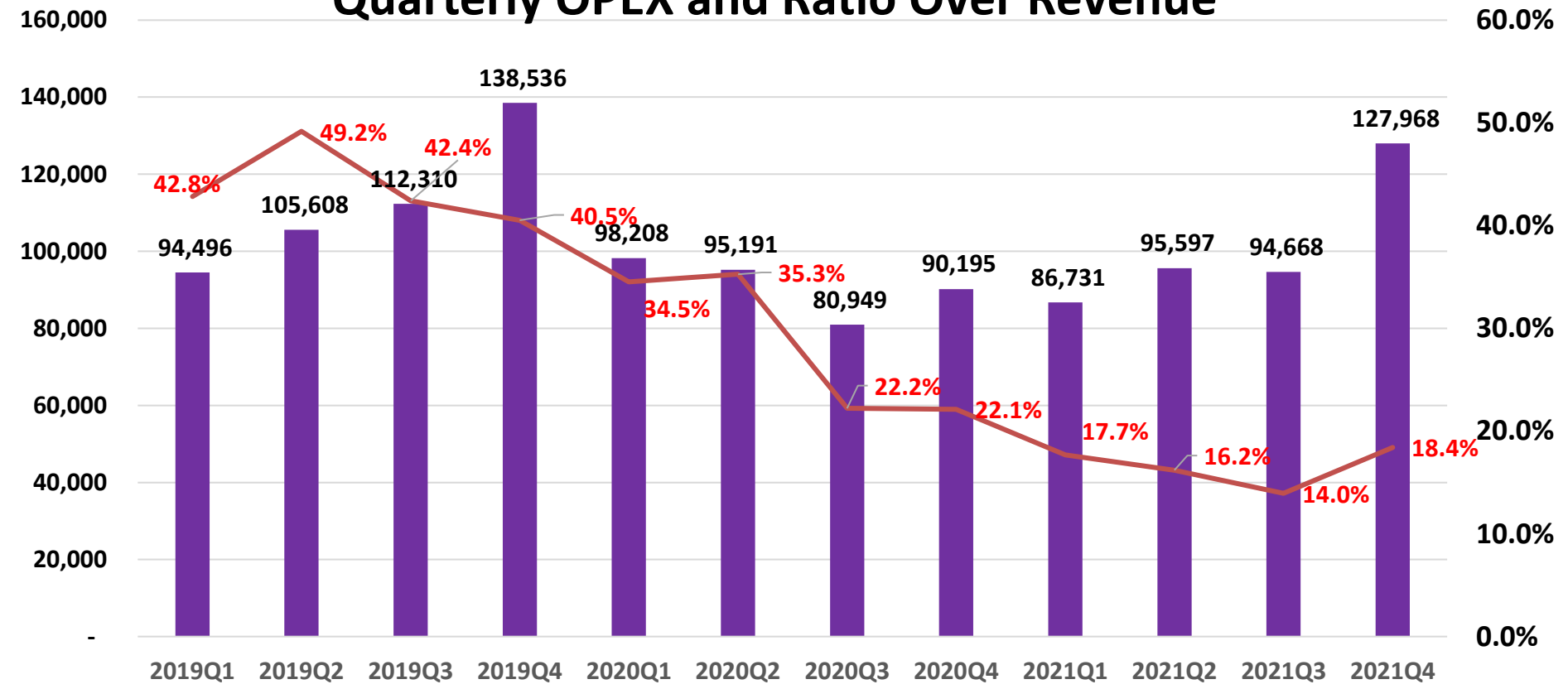
NT\$ K

## Quarterly Gross Margin and Margin Rate



NT\$ K

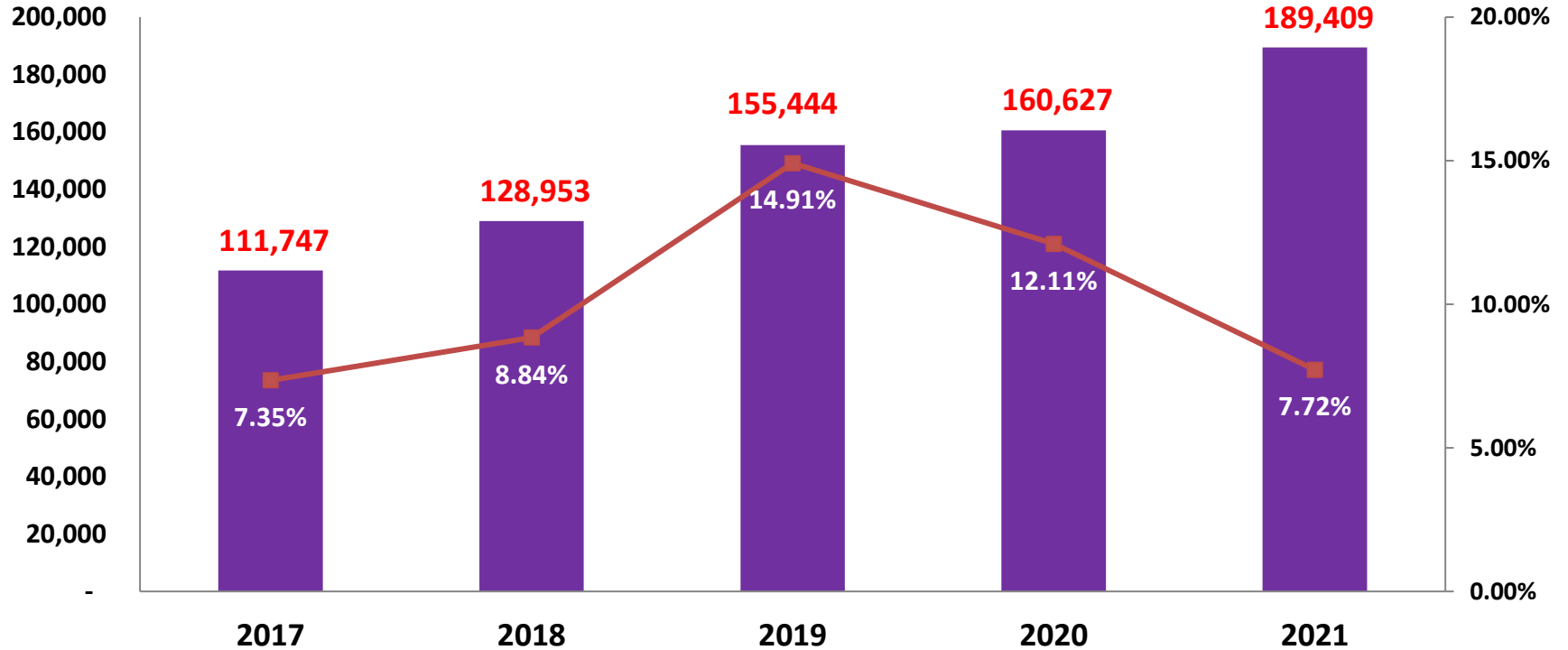
## Quarterly OPEX and Ratio Over Revenue



NT\$ K

## RD Expenses and Ratio over Revenue

%

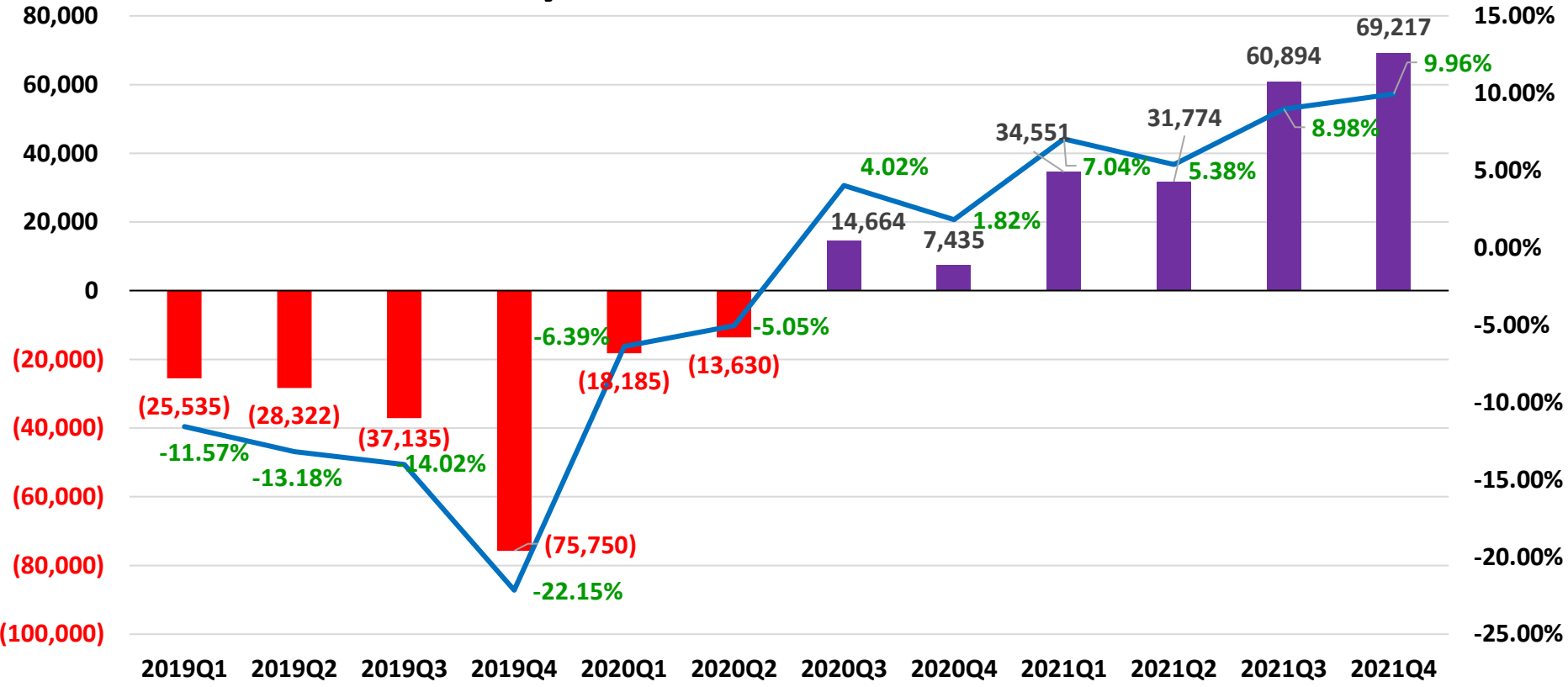




# EBITDA

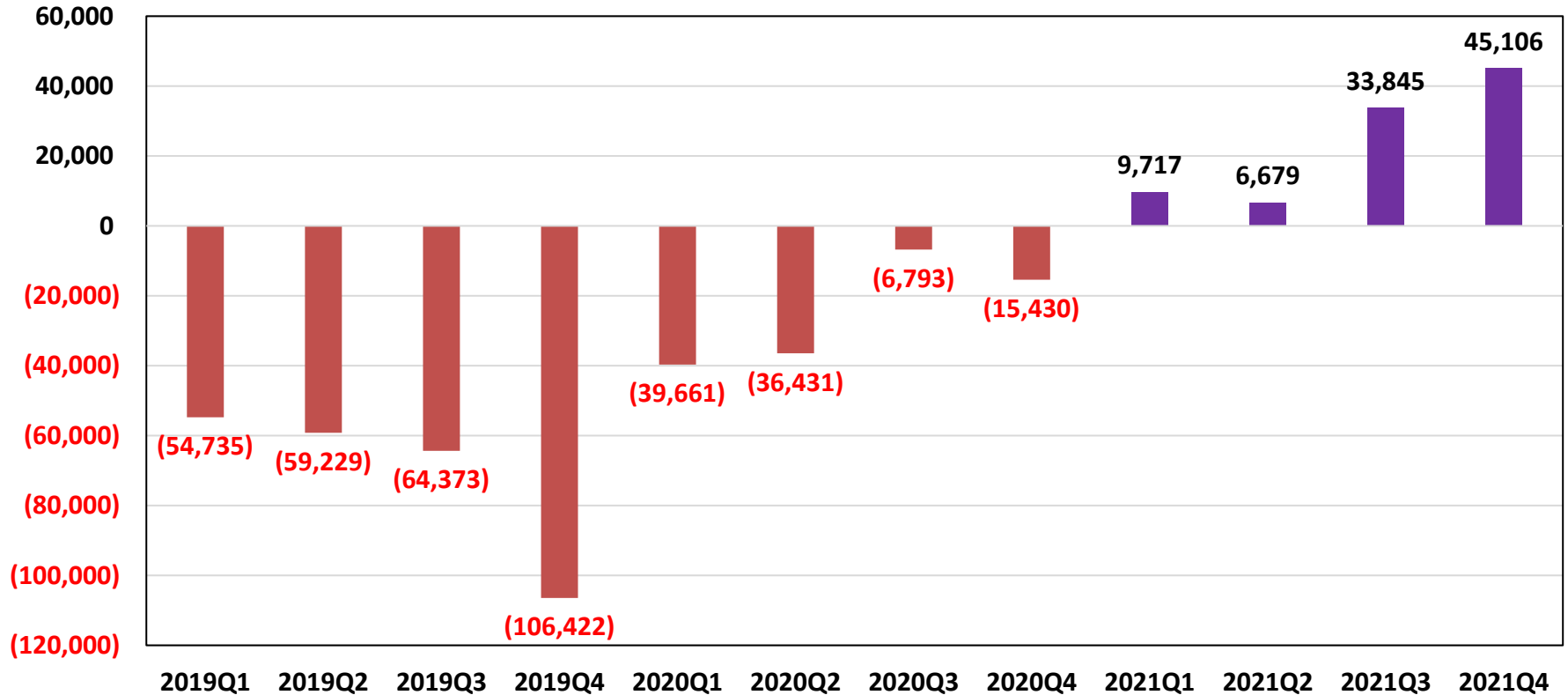
NT\$ K

## Quarterly EBITDA & Ratio over Revenue



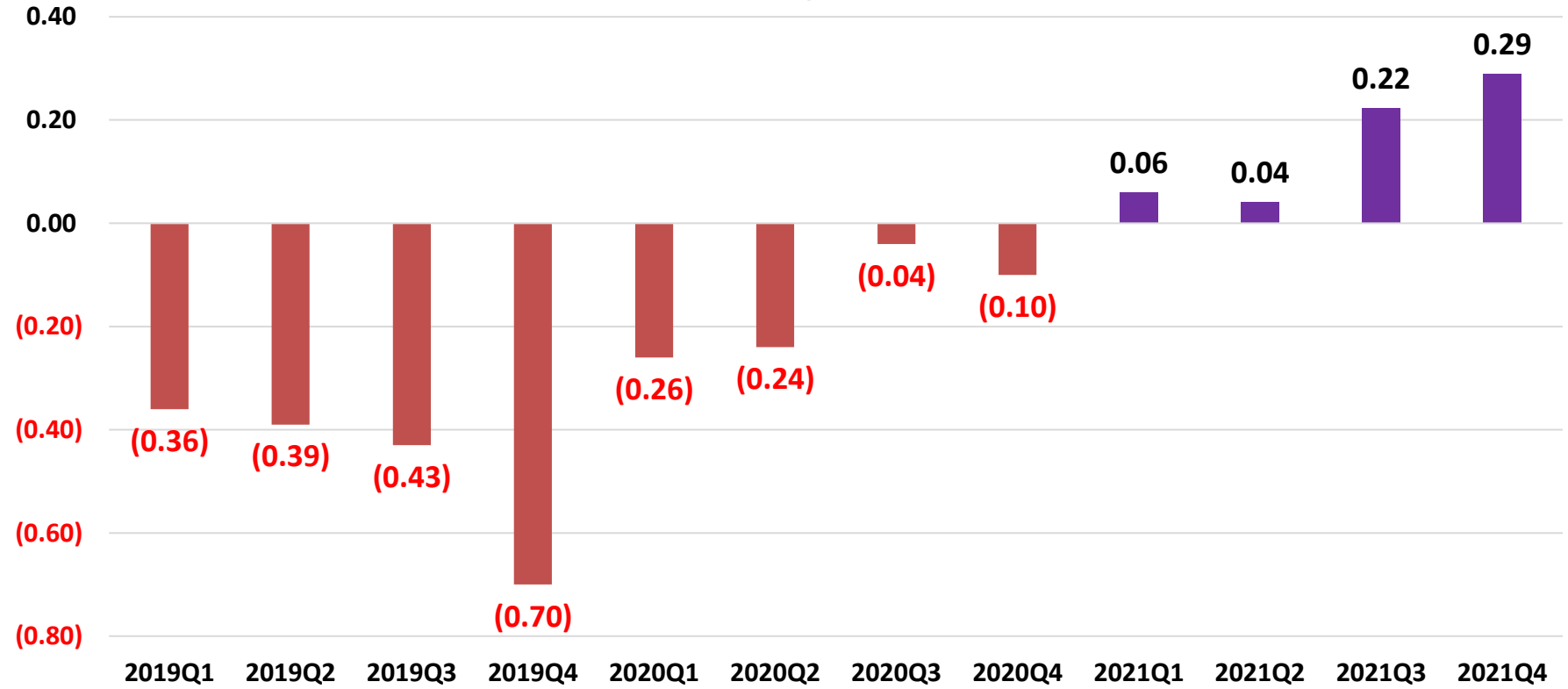
NT\$ K

## Quarterly Profit (Loss) After Tax



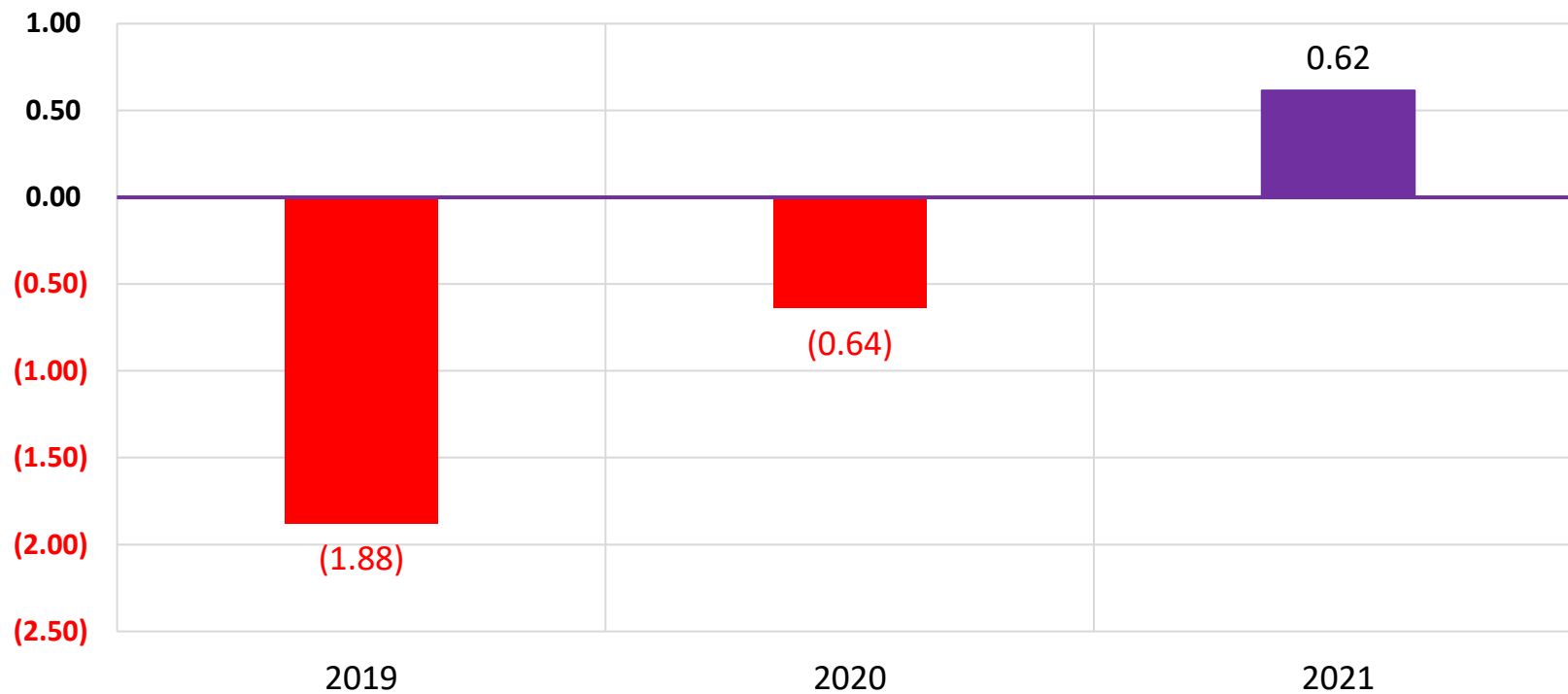
NT\$ / Share

## Quarterly EPS



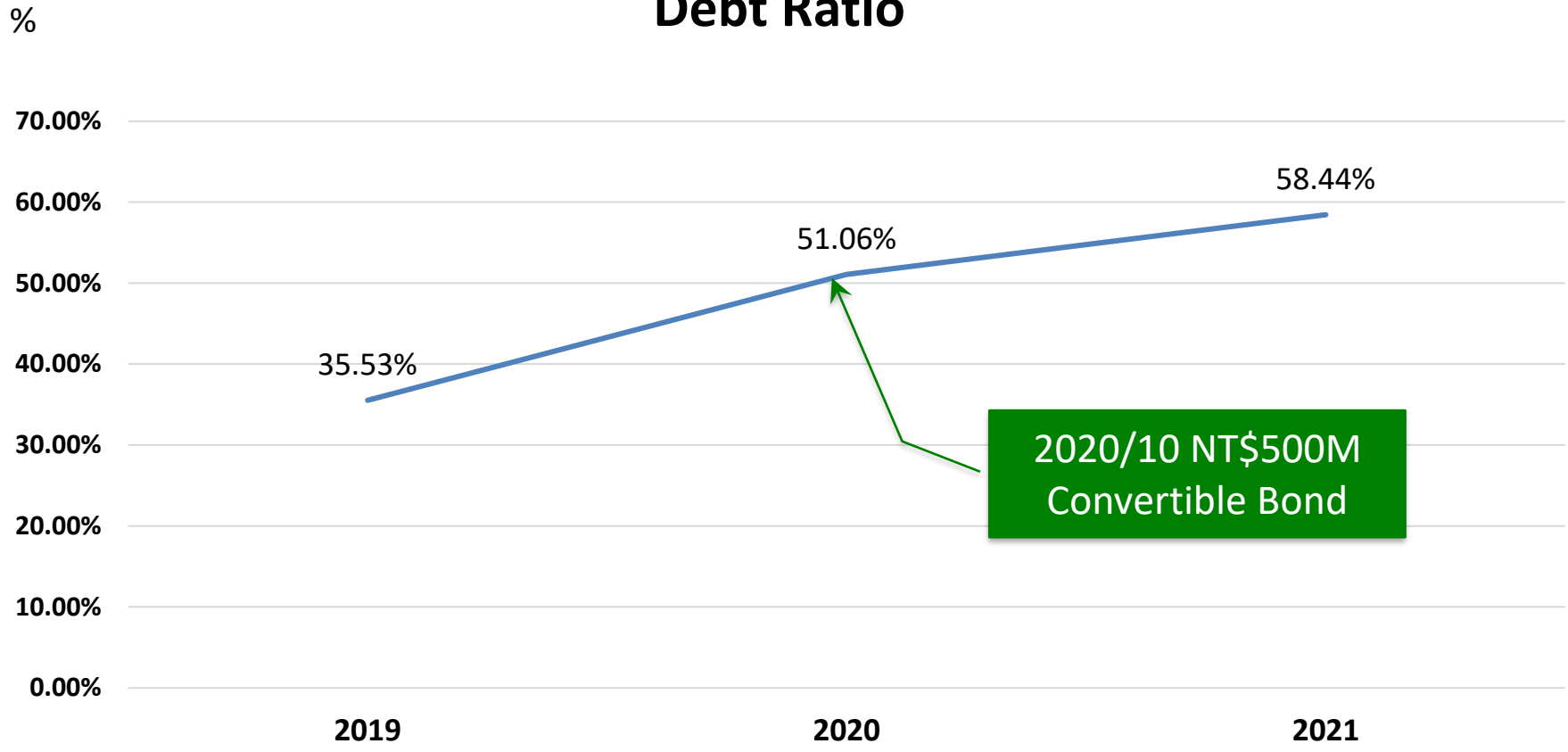
NT\$ / Share

## 2019 – 2021 EPS



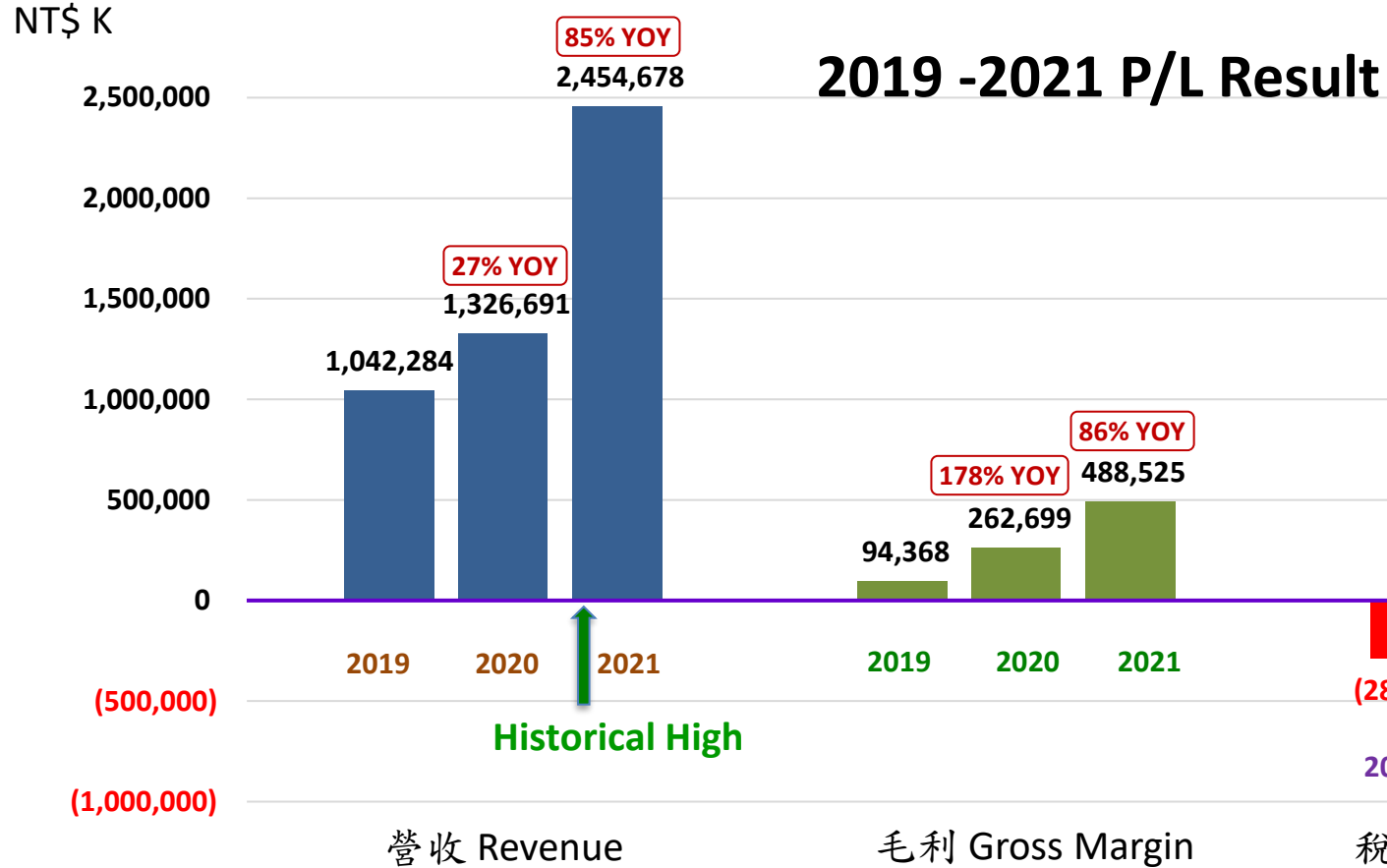
# Debt Ratio

## Debt Ratio



2020/10 NT\$500M  
Convertible Bond

# Three Years Operation Highlights





Business  
Growth  
Drivers

# Sysgration at a Glance



**1977**

*Founded*



**500+**

*Worldwide  
Employees*



**40+**

*Years  
Design &  
Manufacturing  
Service Experiences*



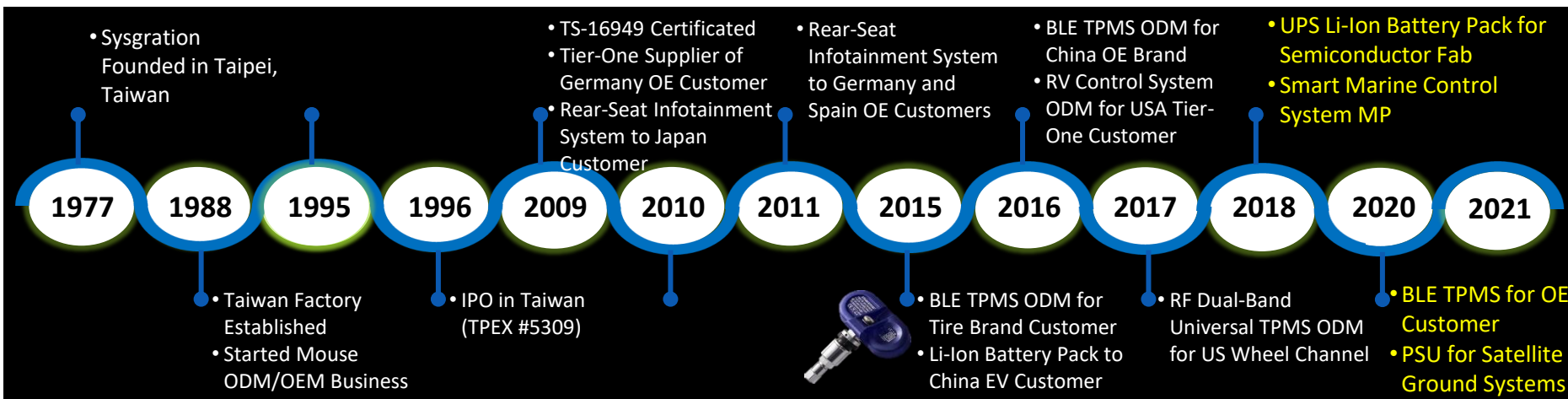
**4**

*Locations  
Taiwan - Taipei/NanKang  
China - Huizhou/ZhenJiang*



**5309**

*TW Stock  
Publicly Trade  
Capital: NT\$1.5 B  
Market Value NT\$6.5 B*





# Focused Market and Product Portfolio

## 車用電子

### Automotive Solutions



Wireless Camera  
Around-View System



Tire Pressure  
Monitoring Systems



Rugged Head-Mount  
AR Device



Body Control Module



Industrial PC



Infotainment  
System



EV Battery Pack

## 能源管理

### Power and Energy Management



Li-Ion Battery Pack  
for Semiconductor Fab



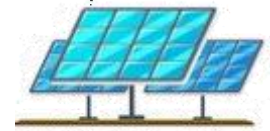
Li-Ion Based  
Energy Storage Systems



Li-Ion Based  
Energy Brick



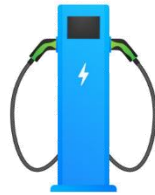
Semiconductors  
CAGR ~25% by 2025



Renewable Energy Storage  
CAGR ~28% by 2025



Recreation Vehicles  
CAGR ~10.3% by 2025



Electric Vehicles  
CAGR ~80% by 2025

WW 2<sup>nd</sup>

## Multi-Band Universal RF TPMS



Efficient Inventory Management



Sensor Programmable

WW 1<sup>st</sup> & #1

## BLE TPMS



Internal TPMS



External TPMS



Tire Mounted Sensor (TMS)



Voice Receiver



Display Voice Receiver



Truck Repeater



Trigger Tool for Truck

WW 1<sup>st</sup>

## Tri-Band TPMS



# TPMS Legislation and Worldwide Demands

Country	Car Sales	Subtotal	TPMS Legislation
China	25,769,000	56,092,077	O
USA	17,038,617		O
Canada	1,928,468		O
Germany	3,905,597		O
France	2,677,830		O
UK	2,676,885		O
Italy	2,095,680		O
Japan	5,119,652	11,247,347	X
India	3,464,125		X
Brazil	2,663,570		X
<b>Subtotal</b>	<b>67,339,424</b>		

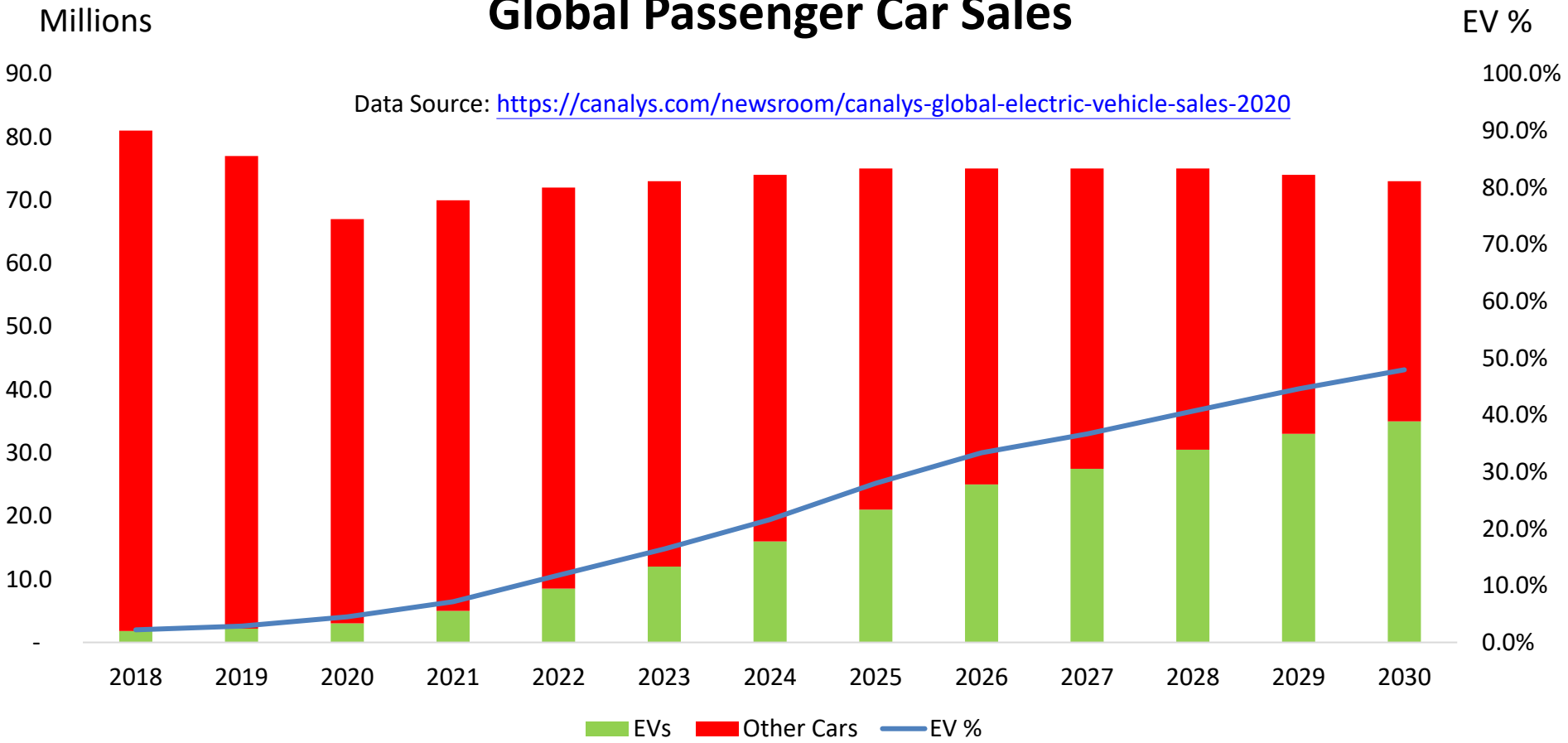
Annual **300M** Pcs OE Demands plus **100M** Aftermarket Demands



Data Source: Autocar <https://www.autocarindia.com/industry/global-car-sales-2019-an-in-depth-analysis-416557>

## Global Passenger Car Sales

Data Source: <https://canalys.com/newsroom/canalys-global-electric-vehicle-sales-2020>






建設機械 **CAGR: 4.2%**  
Construction Equipment



強固車用電腦  
**Rugged Vehicle Terminal**



車身控制器  
**Body Control Module(BCM)  
Vehicle Gateway**



全地形車 **CAGR: 16.83%**  
Off Road ATV/UTV



強固平板  
**Mobile Device Terminal**



無線車用鏡頭  
**Vehicle Surveillance  
ADAS System**



精準農業 **CAGR: 13.1%**  
Agriculture Precision Farming



露營車 **CAGR: 10.3%**  
Recreation Vehicle



卡車/車隊管理 **CAGR: 15%**  
Truck/Long Haul Truck  
Fleet Management

# Metaverse Application and Focus Industry



石化  
Petrochemical



遠程協作 Remote Assist



視覺檢貨 Vision Picking



物流倉儲  
Logistic & Warehousing



能源  
Energy



擴增實境作業書 AR SOP



遠距醫療 Telehealth



醫療  
Medical




智慧製造  
Smart Manufacturing



電信業者  
Telecom

- ◆ More Environment Friendly
- ◆ Less Hazard Substances
- ◆ Higher Energy Density
- ◆ Higher Power Density
- ◆ Smaller Volume
- ◆ Longer Lifecycle
- ◆ Lower Maintenance Cost
- ◆ Lower Air-Con Cost



# Energy Storage Market Segments

電網位階  
Grid Level

電網側  
Before Meter

調頻服務  
AFC



需量反映  
FRR



削峰填谷  
Time Shift



工商錶後  
After Meter  
Industry

不斷電  
UPS



用電大戶  
Load Management  
Peak Shaving



風/光儲能



家用錶後  
After Meter  
Residential

家用儲能



動力  
Power Type

混合  
Hybrid Type

能量  
Energy Type



# Energy Storage Products

## Uninterruptible Power Supply

- 5~30 minutes immediate power supply in the event of power outage to avoid equipment damage
- Suitable for semiconductor factories
- Stabilized electricity supply

## Distributed Energy Brick 200KWh / 100KW

- Provides 2 hours of electricity for 10 households
- Replaces diesel generators for emergency power
- Maintenance-free, no need to store diesel
- No noise and air pollution
- Peak load shaving and smoothing electricity consumption

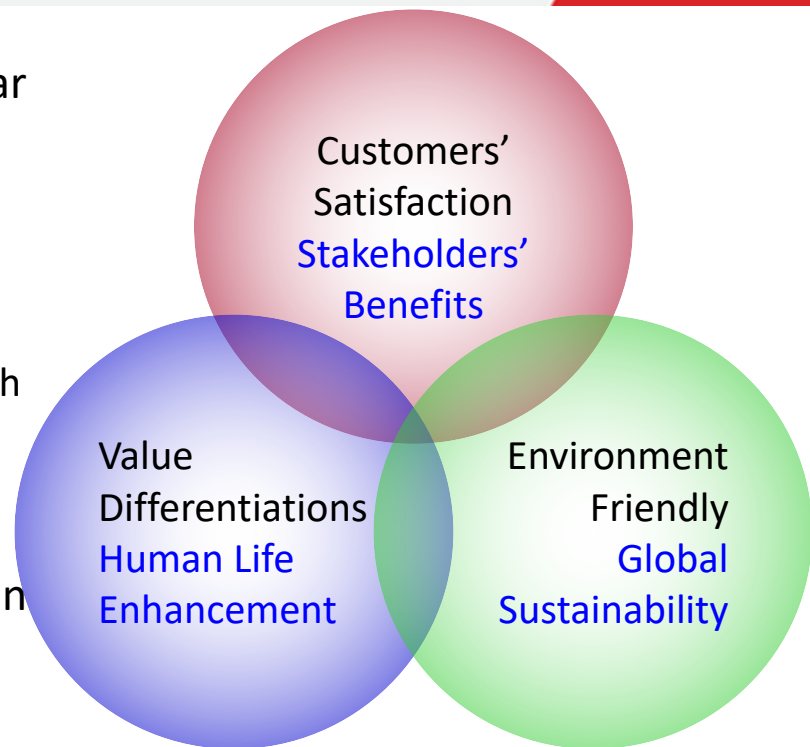
## Container Energy Storage 500~3000KWh

- Suitable for large facility energy storage for 2 hours
- Peak load shaving and reduce contract power load capacity



# Conclusion and Prospect

- ◆ No direct/immediate impact from Russo-Ukrainian war
- ◆ Industry Prospects
  1. Strong growth in TPMS driving by strong EV market
  2. Strong demand in ESS with green energy trend
  3. Strong Rugged Vehicle and Industrial Computer growth
- ◆ Continuous production capability expansion and quarter-to-quarter growth in business operational
- ◆ Strengthen ESG governance and energy storage carbon neutral policy



Sysgration integrates sustainability into business practices for human life enhancement, that will benefit profitability of the company.



Q&A



Q&A





Thank You