

Investor Conference

2022/8/16

Sysgration Ltd.
(5309)

Investor Relationship: Angel Dai
sys5309@sysgration.com
+886(2)2790-0088



Outline

01 **1** 2022/Q2 Operation Highlights **TF Hsieh**

02 **2** 2022/2H and Future Outlook **Sam Lee**

03 **3** Q&A



2022/Q2
Operation
Highlights

2022 Q2 Operation Results

in thousands of NTD except per share data	2021						2022						YOY
	Q1		Q2		H1		Q1		Q2		H1		
ITEM	Amount	%	Amount	%	Amount	%	Amount	%	Amount	%	Amount	%	%
Revenue	490,457	100.0	590,482	100.0	1,080,939	100.0	759,414	100.0	834,913	100.0	1,594,327	100.0	47.5
Cost of Goods Sold	402,973	82.2	486,481	82.4	889,454	82.3	586,716	77.3	639,351	76.6	1,226,067	76.9	37.8
Gross Profit	87,484	17.8	104,001	17.6	191,485	17.7	172,698	22.7	195,562	23.4	368,260	23.1	92.3
Operating Expenses	86,731	17.7	95,597	16.2	182,328	16.9	106,047	14.0	120,659	14.5	226,706	14.2	24.3
Operating Gain	753	0.2	8,404	1.4	9,157	0.8	66,651	8.8	74,903	9.0	141,554	8.9	1,445.9
Other Income (Expenses)	9,851	2.0	(1,730)	(0.3)	8,121	0.8	7,026	0.9	10,654	1.3	17,680	1.1	117.7
Pretax Gain	10,604	2.2	6,674	1.1	17,278	1.6	73,677	9.7	85,557	10.2	159,234	10.0	821.6
Gain Attributable to Parent Company	9,717	2.0	6,679	1.1	16,396	1.5	73,464	9.7	85,770	10.3	159,234	10.0	871.2
Basic EPS (dollar/share)	0.06		0.04		0.10		0.48		0.55		1.03		909.8

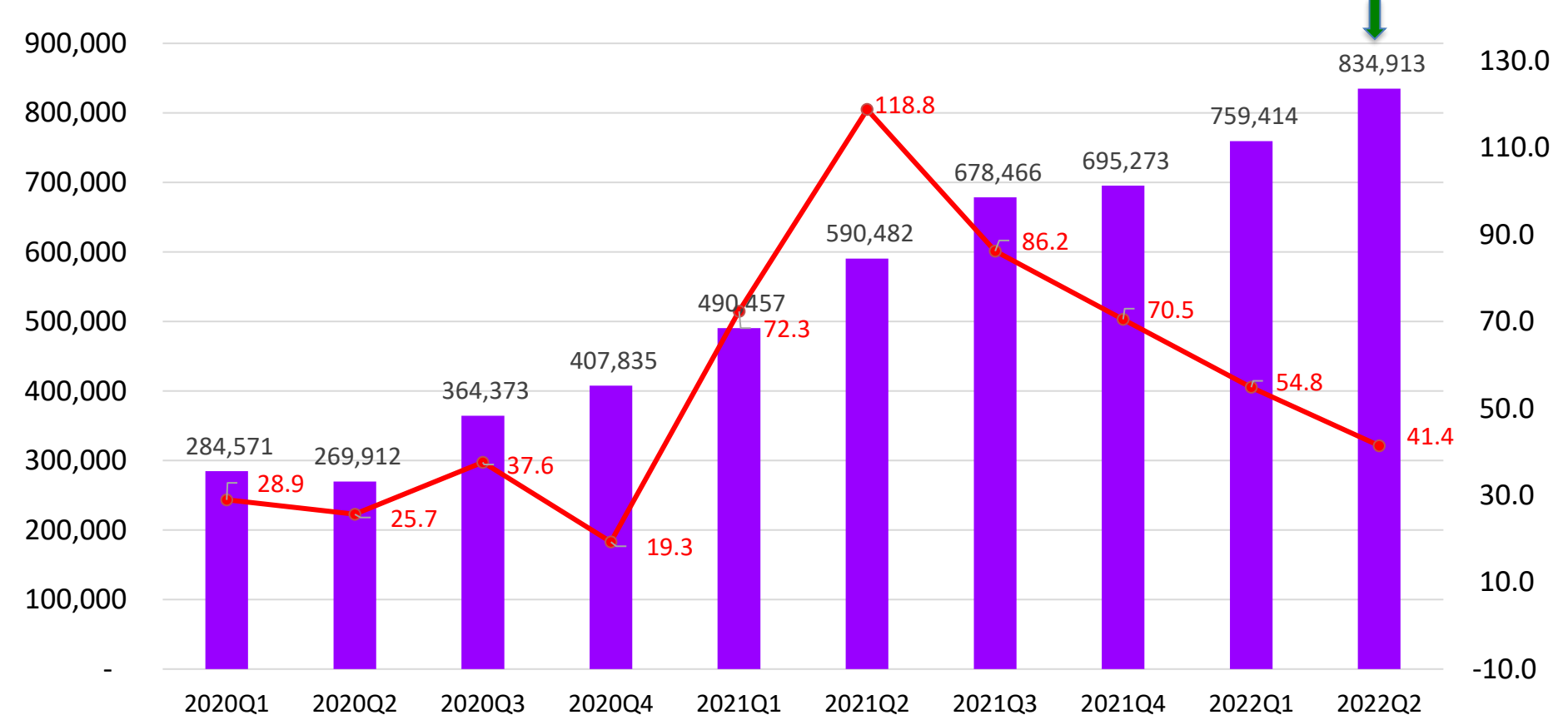
Revenue

NT\$ K
1,000,000

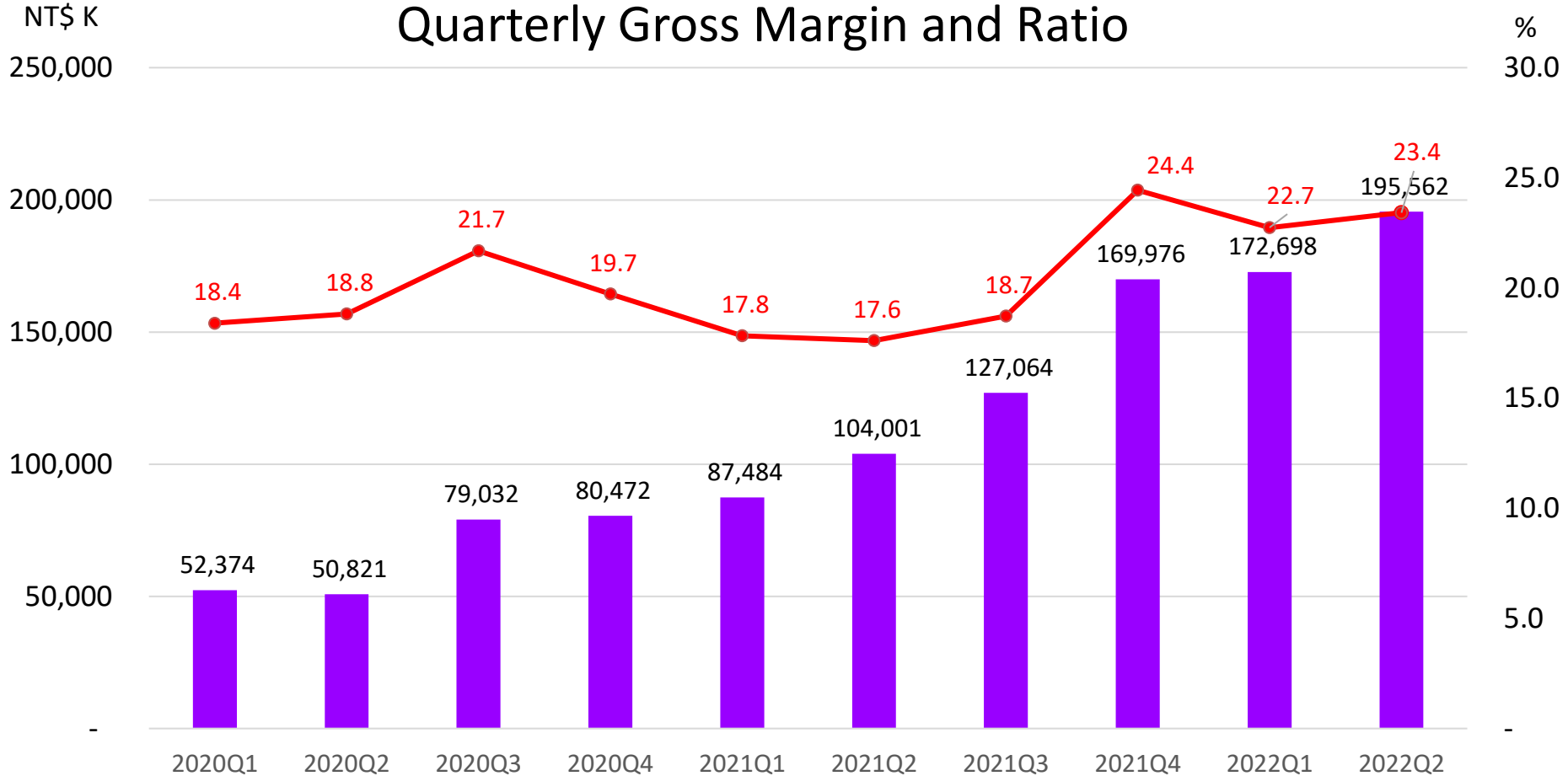
Quarterly Revenue and YoY Ratio

YoY%
150.0
130.0
110.0
90.0
70.0
50.0
30.0
10.0
-10.0

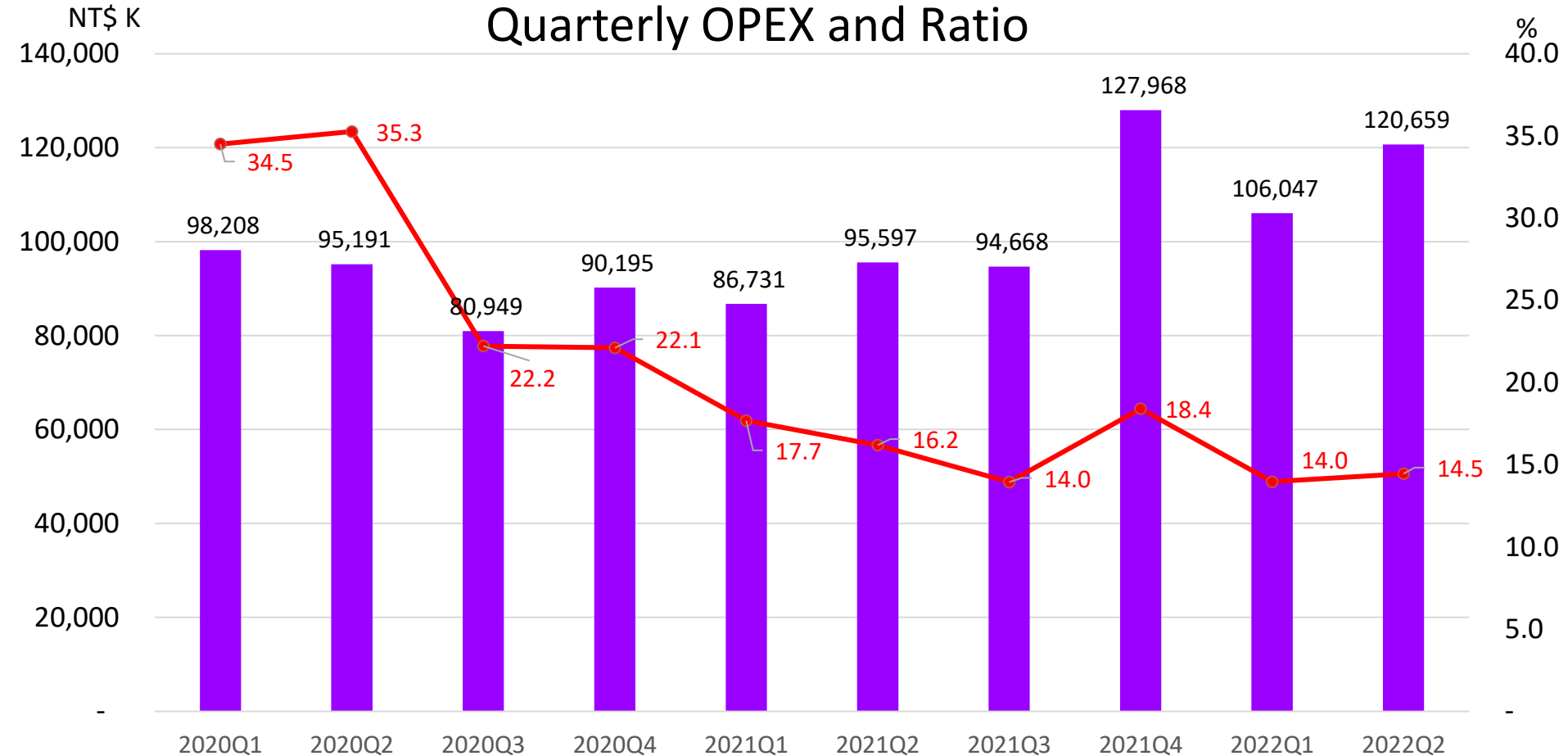
Historical High

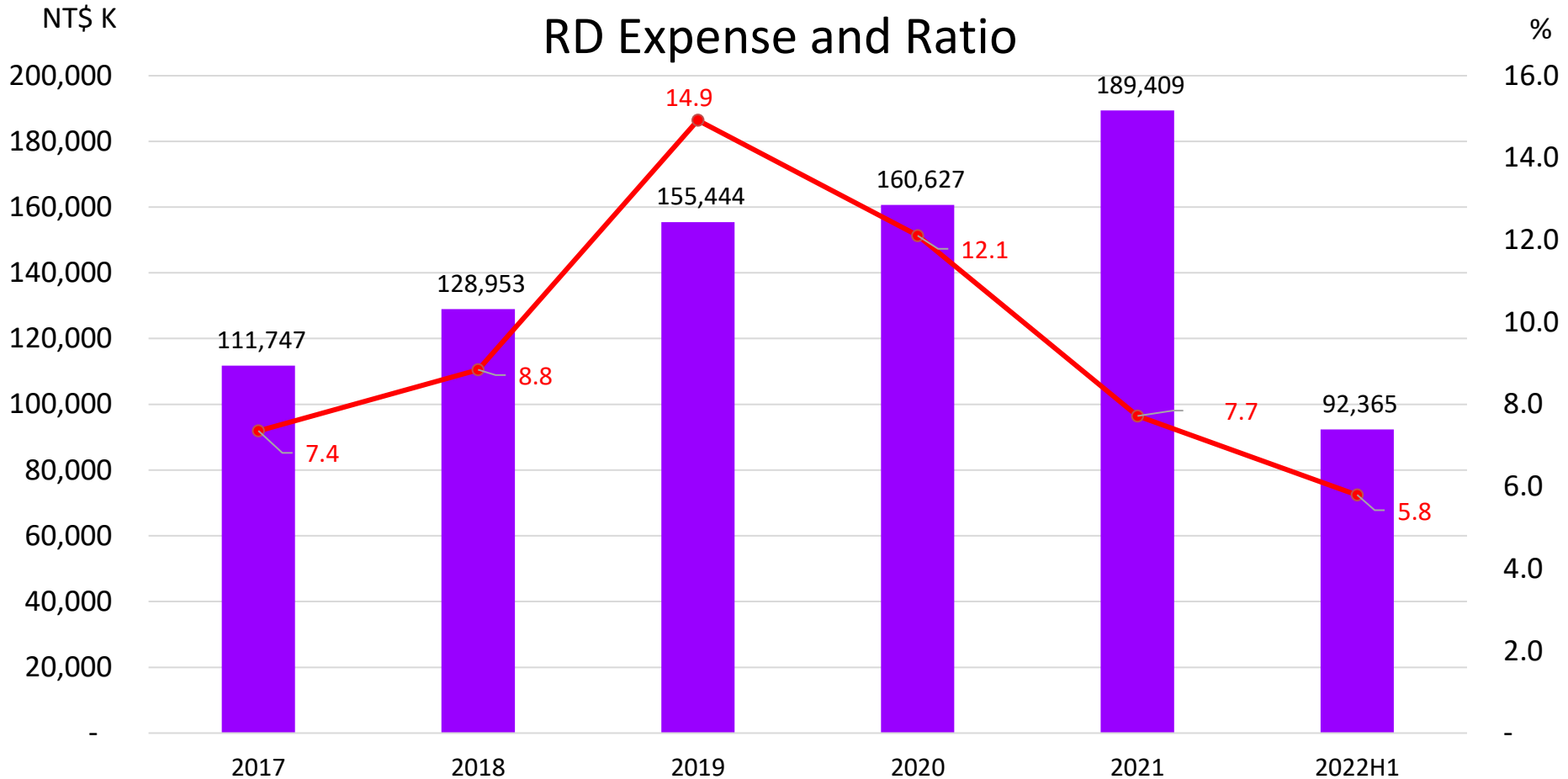


Quarterly Gross Margin and Ratio

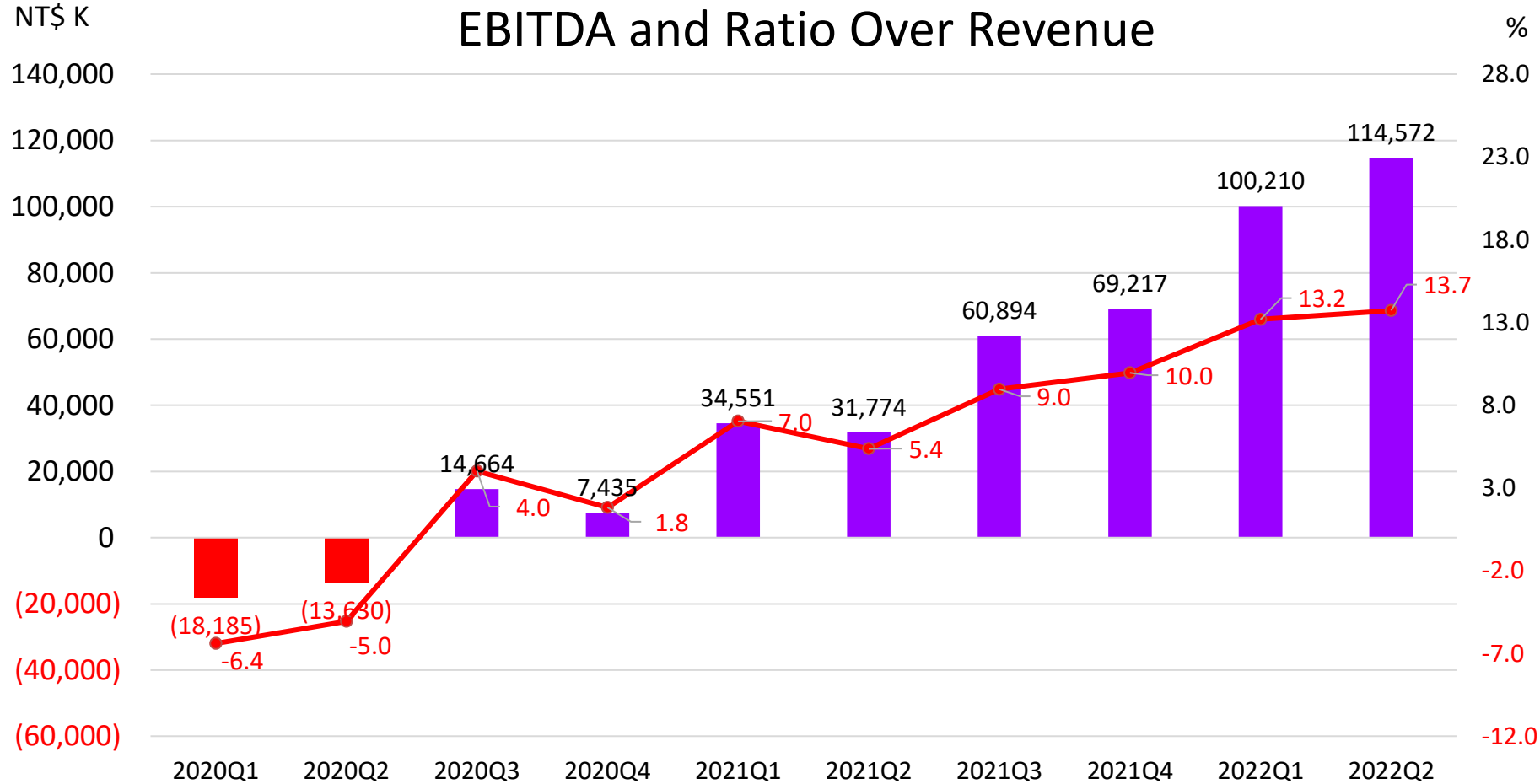


Quarterly OPEX and Ratio



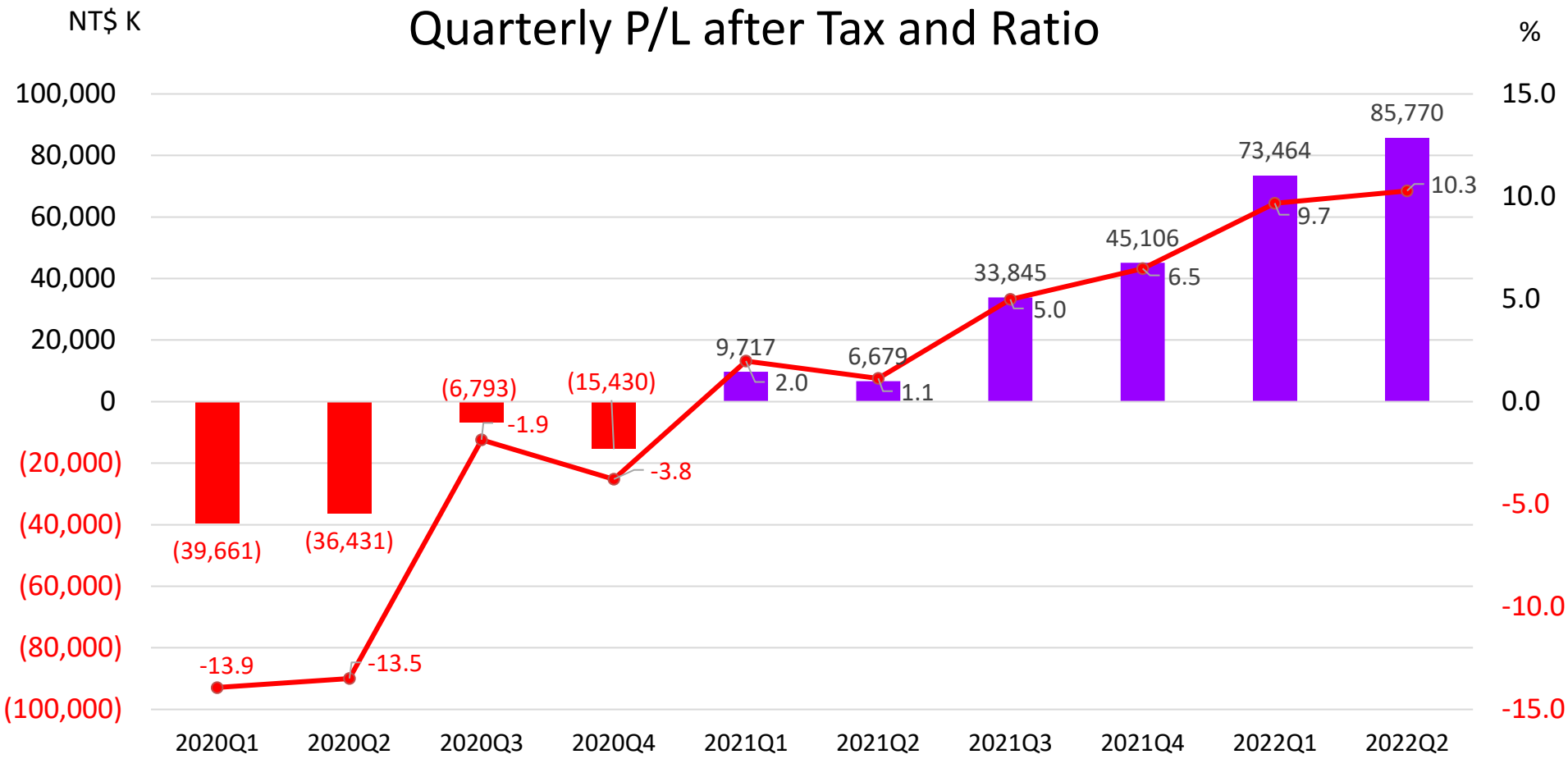


EBITDA and Ratio Over Revenue



Profit (Loss) after Tax

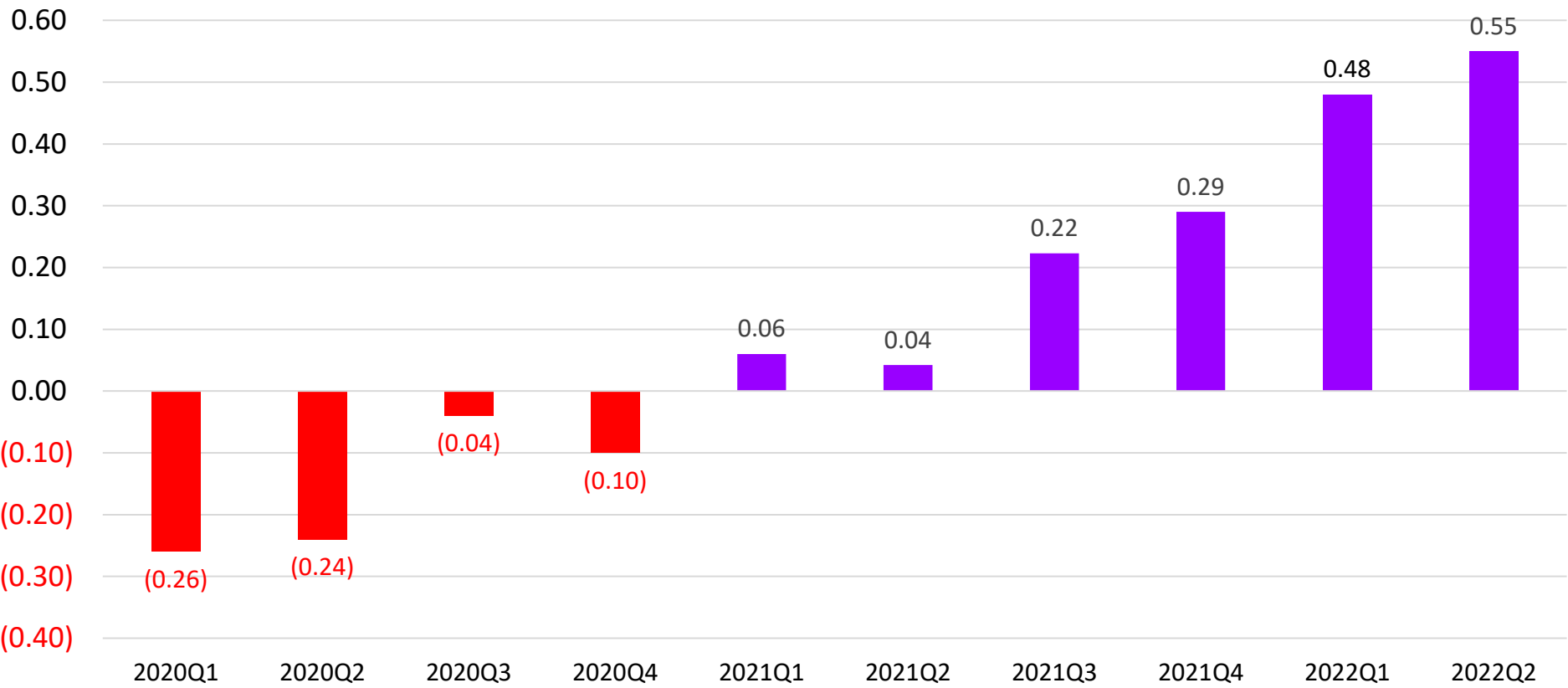
Quarterly P/L after Tax and Ratio

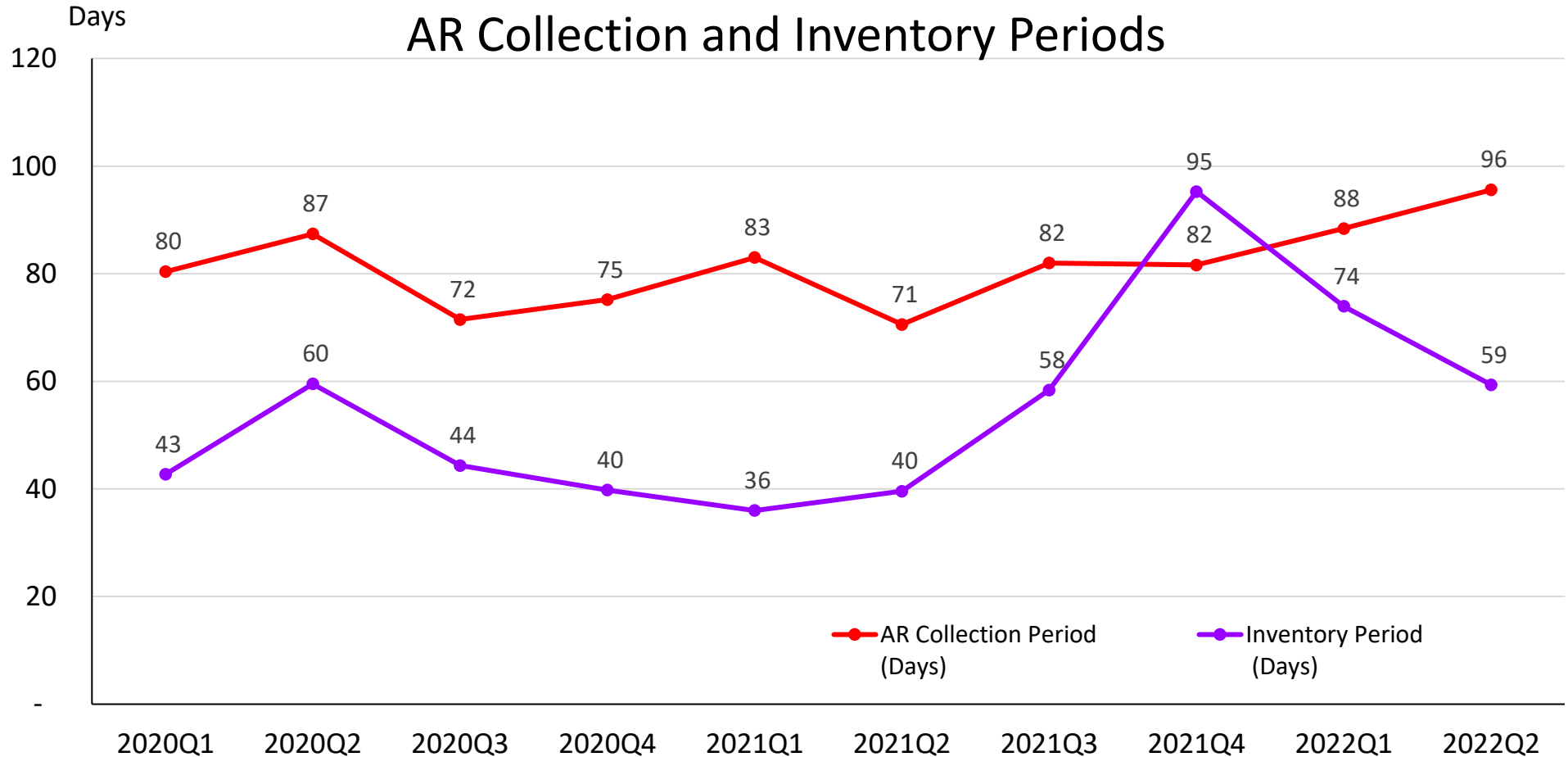


Earning per Share

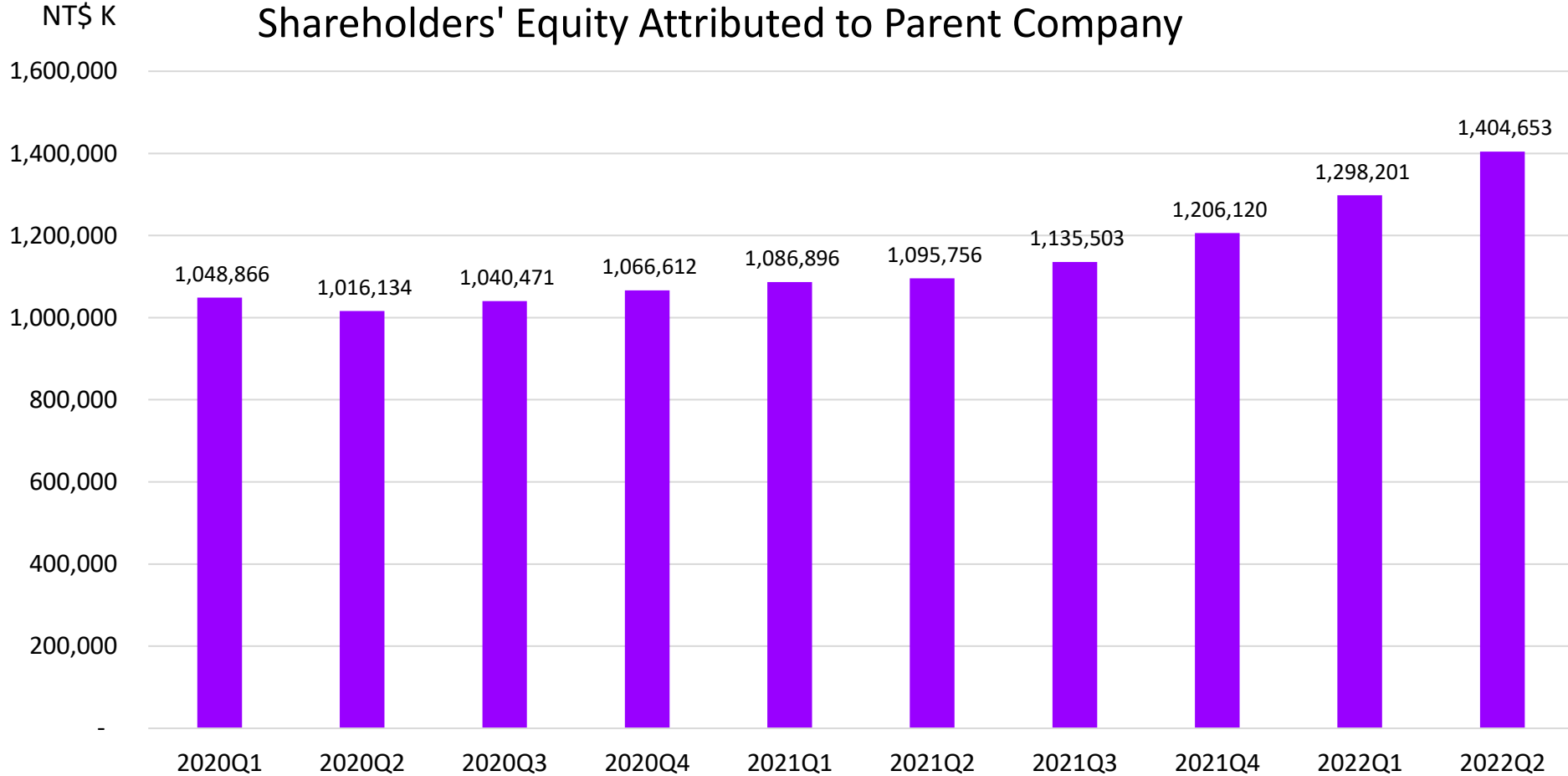
NT\$/Share

Quarterly EPS



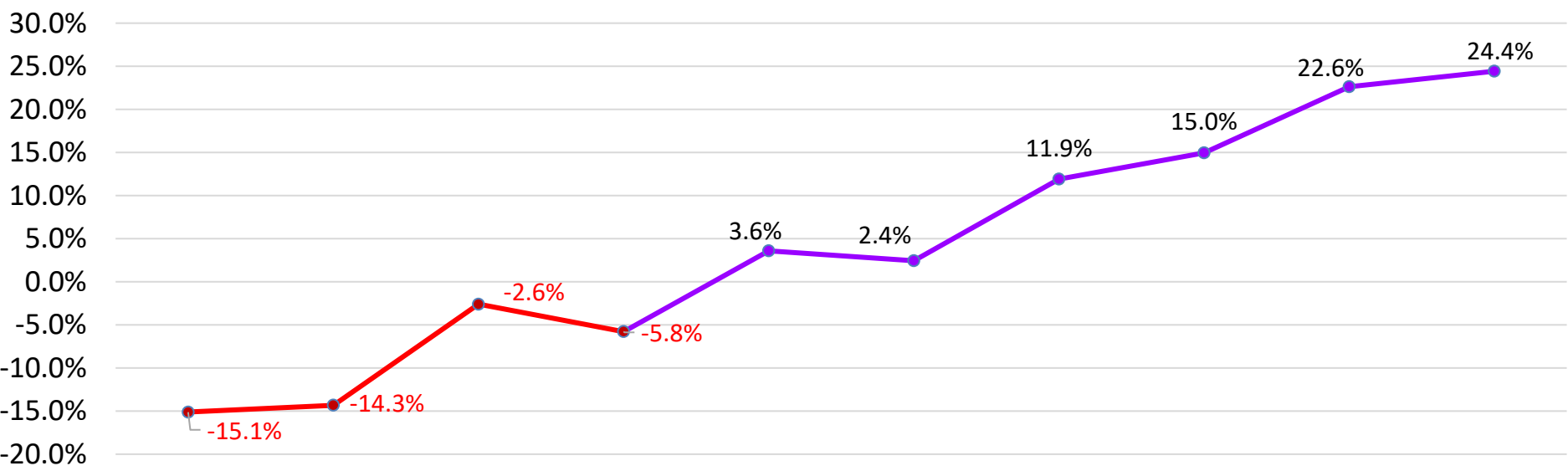


Shareholders' Equity Attributed to Parent Company




Return on Equity

Quarterly ROE



Dupont Analysis	2020Q1	2020Q2	2020Q3	2020Q4	2021Q1	2021Q2	2021Q3	2021Q4	2022Q1	2022Q2
Net Margin	-13.9%	-13.5%	-1.9%	-3.8%	2.0%	1.1%	5.0%	6.5%	9.7%	10.3%
Asset Turnover*	0.71	0.69	0.91	0.75	0.85	0.94	1.01	0.96	1.11	1.10
Equity Multiplier	1.52	1.54	1.55	2.04	2.11	2.29	2.36	2.41	2.11	2.16
ROE	-15.1%	-14.3%	-2.6%	-5.8%	3.6%	2.4%	11.9%	15.0%	22.6%	24.4%

*Annualized Quarterly Number



2022/2H and
Future Outlook

Sysgration at a Glance



1977

Founded



500+

*Worldwide
Employees*



40+

*Years
Design &
Manufacturing
Service Experiences*



4

*Locations
Taiwan - Taipie/NanKang
China - Huizhou/ZhenJiang*



5309

*TW Stock
Publicly Trade
Capital: NT\$1.5 B
Market Value NT\$6B*



Focused Market and Product Portfolio

Automotive Solutions

Power and Energy Management



Wireless Camera
Around-View System



Tire Pressure
Monitoring Systems



Rugged Head-Mount
AR Device




Li-Ion Battery Pack
for Semiconductor Fab



Li-Ion Based
Energy Storage Systems

80 Patents

40 Patents



Body Control Module
Industrial PC



Infotainment
System



EV Battery Pack



Li-Ion Based
Energy Brick



Construction/Agriculture Vehicles
CAGR ~12% by 2025



Electric Vehicles
CAGR ~80% by 2025



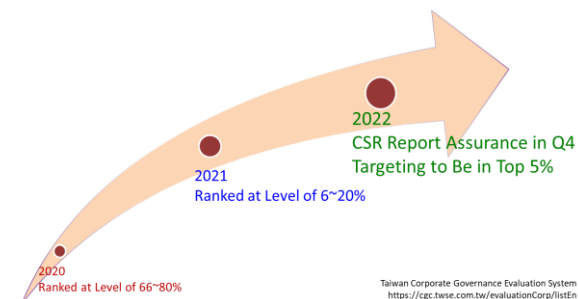
Semiconductors
CAGR ~25% by 2025



Renewable Energy Storage
CAGR ~28% by 2025

2022/2H Business Outlook

- ◆ No Direct/Immediate Impact from Taiwan Strait Crisis.
- ◆ Customer Forecast Still Promising, but Need to Carefully Watch the Following:
 - Material Readiness;
 - Power Supply;
 - Logistic Smoothness;
 - Possible Covid Attacking Back; and
 - Global Economy and Inflation Trends.
- ◆ Starting the 3rd TPMS Automation Line Investment, Soon for the 4th.
- ◆ IPC MP in Q3, Volume Ramps Up in Q4.
- ◆ Non-UPS Li-Ion Battery Pack Demands Growing from Q4.
- ◆ CSR Report Submission and Assurance in Q4.



Future Business Growth Drivers



TPMS

- OE
- Replacement
- Fleet

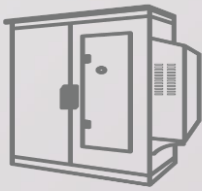
- Semiconductor Fab
- Community
- Data Center

ESS



IPC

- Commercial Vehicle
- Industrial Vehicle
- Rugged Tablet





Q&A



Q&A

The image features a blurred background of a document with two vertical lines. A prominent red banner is positioned at the bottom, containing the text "Thank You" in white. The banner has a slight gradient and a shadow effect.

Thank You